

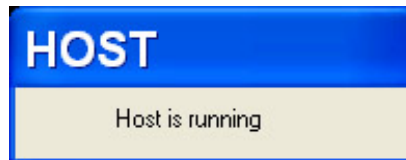




B.13 Quick Guide #13: Shutdown and Restart the Host Program


(Refer to CAREpoint Users Manual Section 4 for more information)

1. Look for  at the bottom of the screen in the taskbar. If it is not there, skip to step 4.
2. Press . This will display the Host window.



- If the Host window does not appear, press Host again.
3. On the keyboard, press the "Alt" key and the "F4" key (both keys at the same time). This will close the program.
 - a.  will no longer be located in the taskbar.
 - b. All of the grey Resources buttons will turn red.
 - c. An error message will display informing you that the Workstation cannot connect to Host. Ignore this message for the moment.
 - If the grey Resources buttons did not turn red, repeat steps 2 & 3.

4. Press  (located in the lower left corner of the screen).

5. Press 
 - a. The Host program will restart.
 - b. All of the red Resources buttons will turn grey.
 - c. The error message that displays informing you that the Workstation cannot connect to Host should also disappear.

End